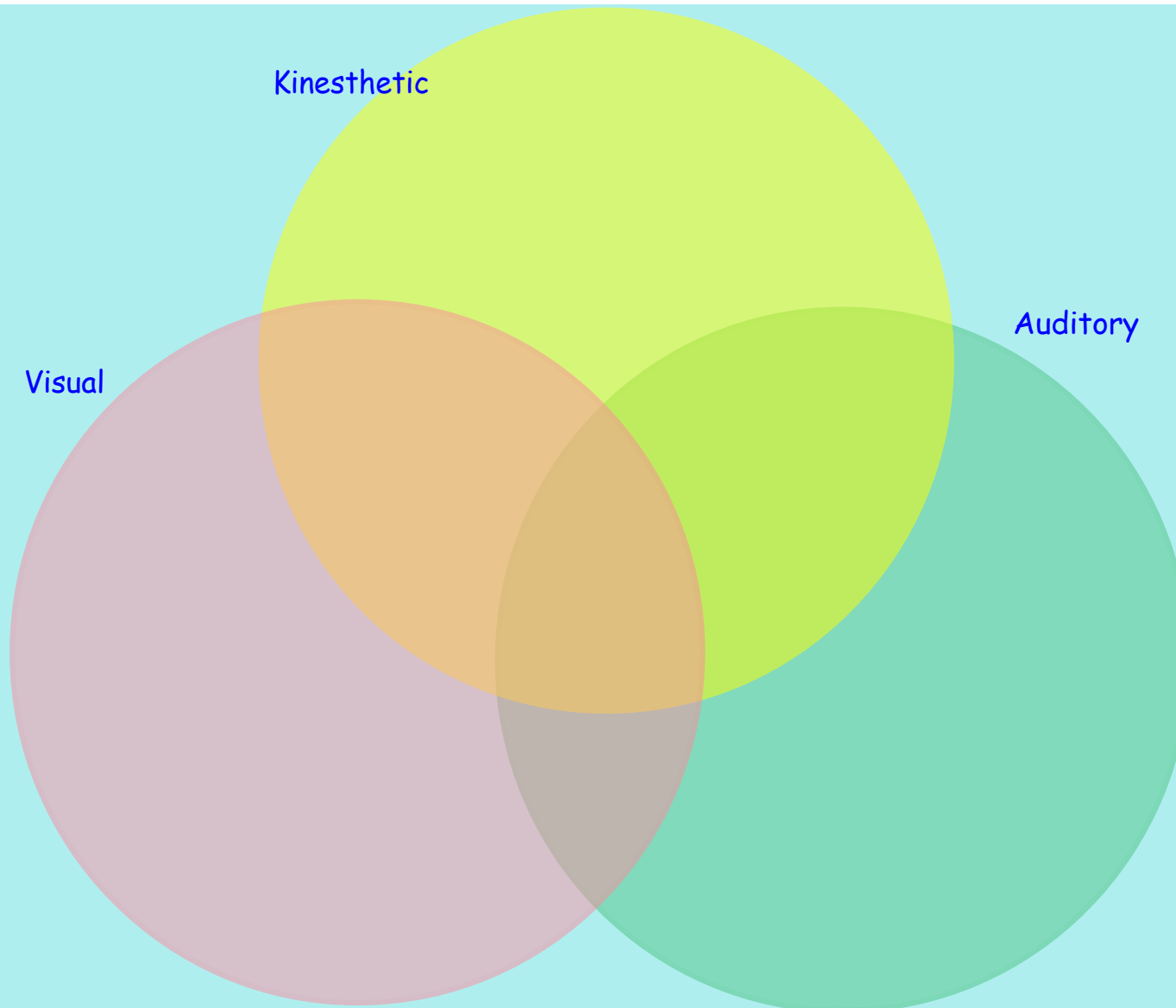


Interactive Whiteboards for Educators

Touch, Learn, Together





What Kind of Learner Are you?

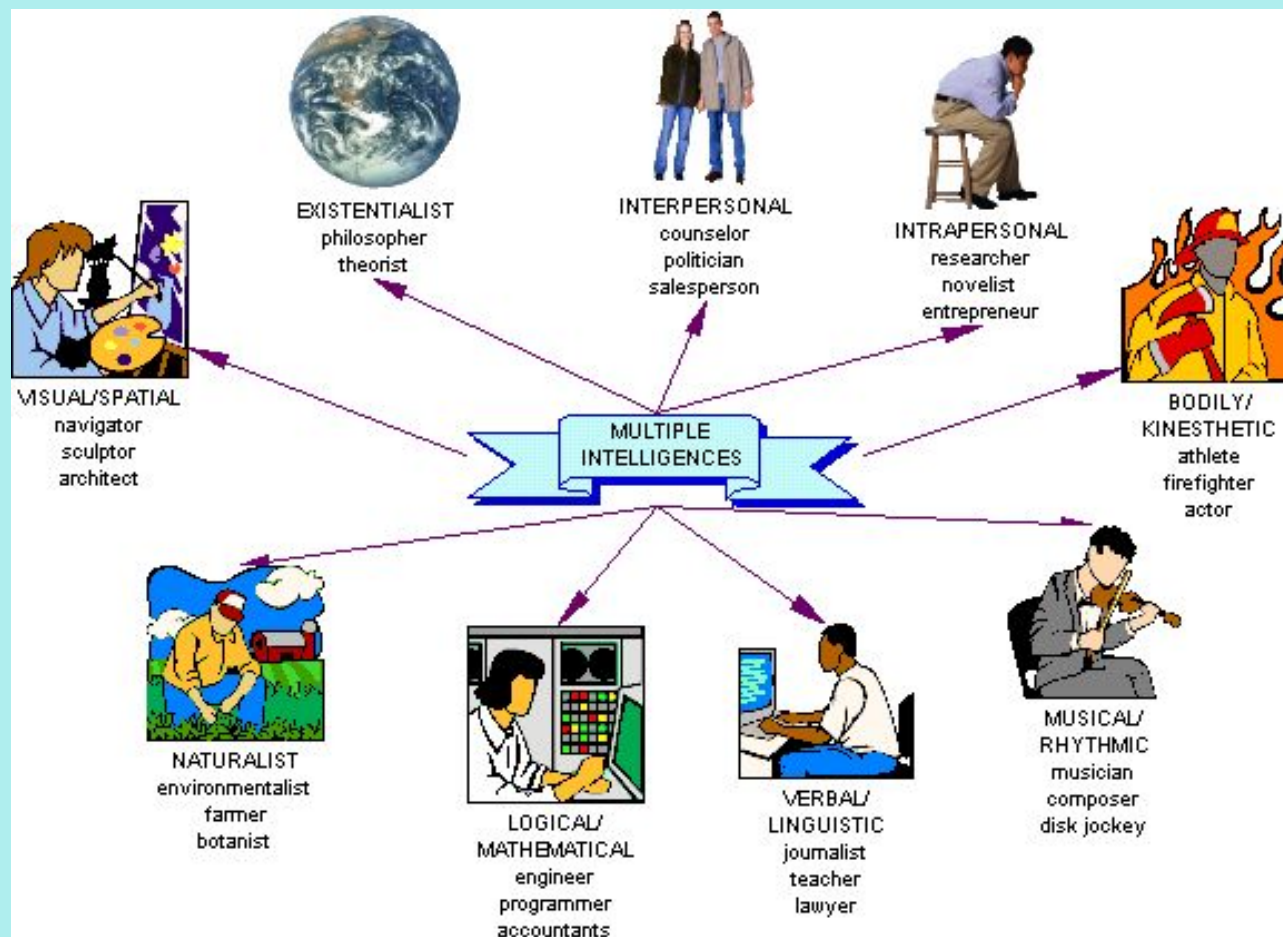


Howard Gardner Multiple Intelligence

Dr. Gardner proposes eight different intelligences to account for a broader range of human potential in children and adults.

These intelligences are:

- **Linguistic intelligence** ("word smart"):
- **Spatial intelligence** ("picture smart")
- **Musical intelligence** ("music smart")
- **Intrapersonal intelligence** ("self smart")
- **Interpersonal intelligence** ("people smart")
- **Naturalist intelligence** ("nature smart")
- **Logical-mathematical intelligence** ("number/reasoning smart")
- **Bodily-Kinesthetic intelligence** ("body smart")



How can the interactive whiteboard support the multiple intelligence theory?

- **Numbers or logic (logical-mathematical intelligence)**
- **Music (musical intelligence)**
- **An experience in the natural world. (naturalist intelligence)**
- **Words (linguistic intelligence)**
- **Pictures (spatial intelligence)**
- **Self-reflection (intrapersonal intelligence)**



Reaction of Metals with Acid


Reset



Hydrogen



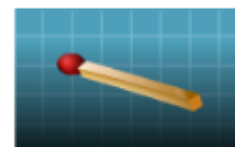
Sodium



Magnesium

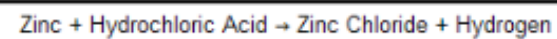


Zinc




Matchstick

Hydrochloric Acid



Robert Frost

Stopping by Woods on a Snowy Evening

Stopping by Woods on a Snowy Evening*Robert Frost*

Paraphrase

Theme

Imagery

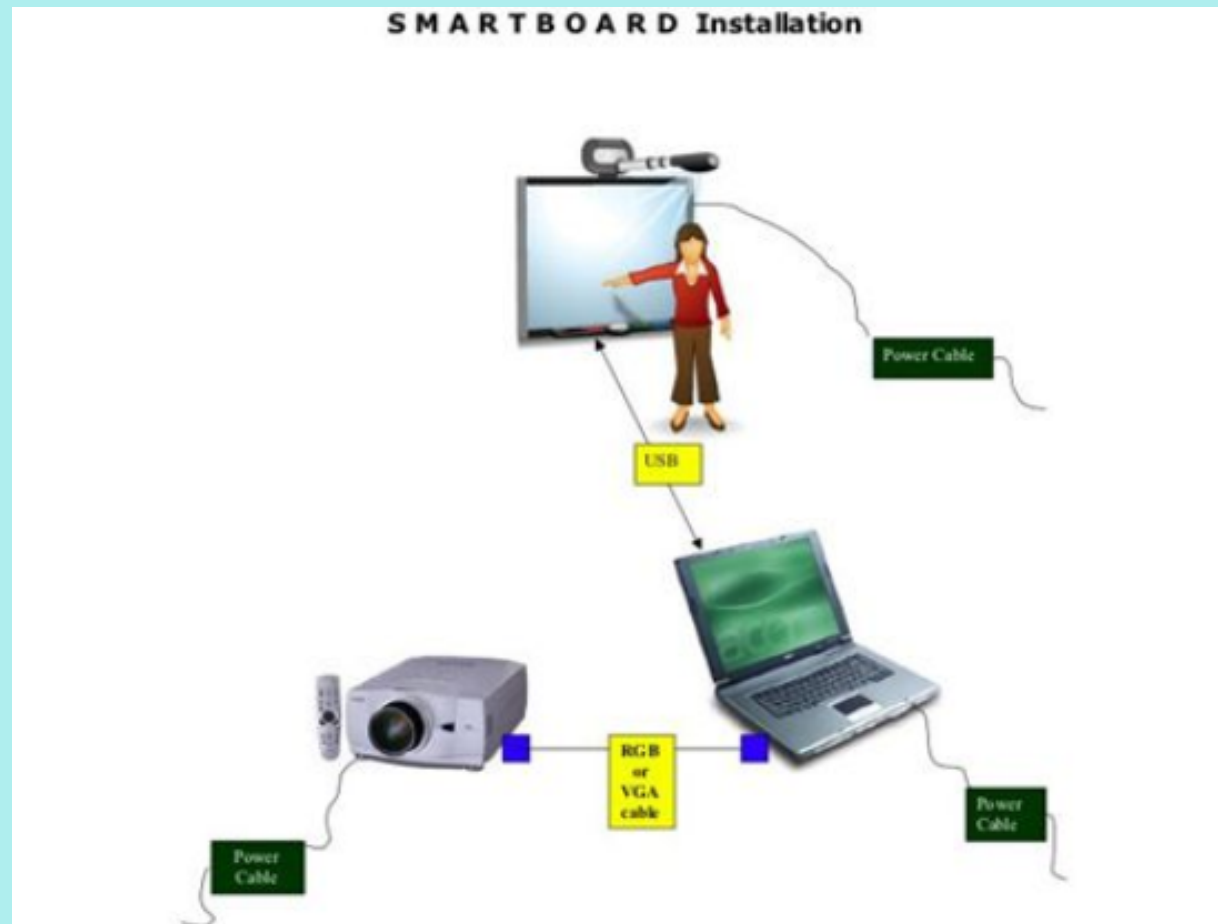
Aspects of Language

Points to Ponder

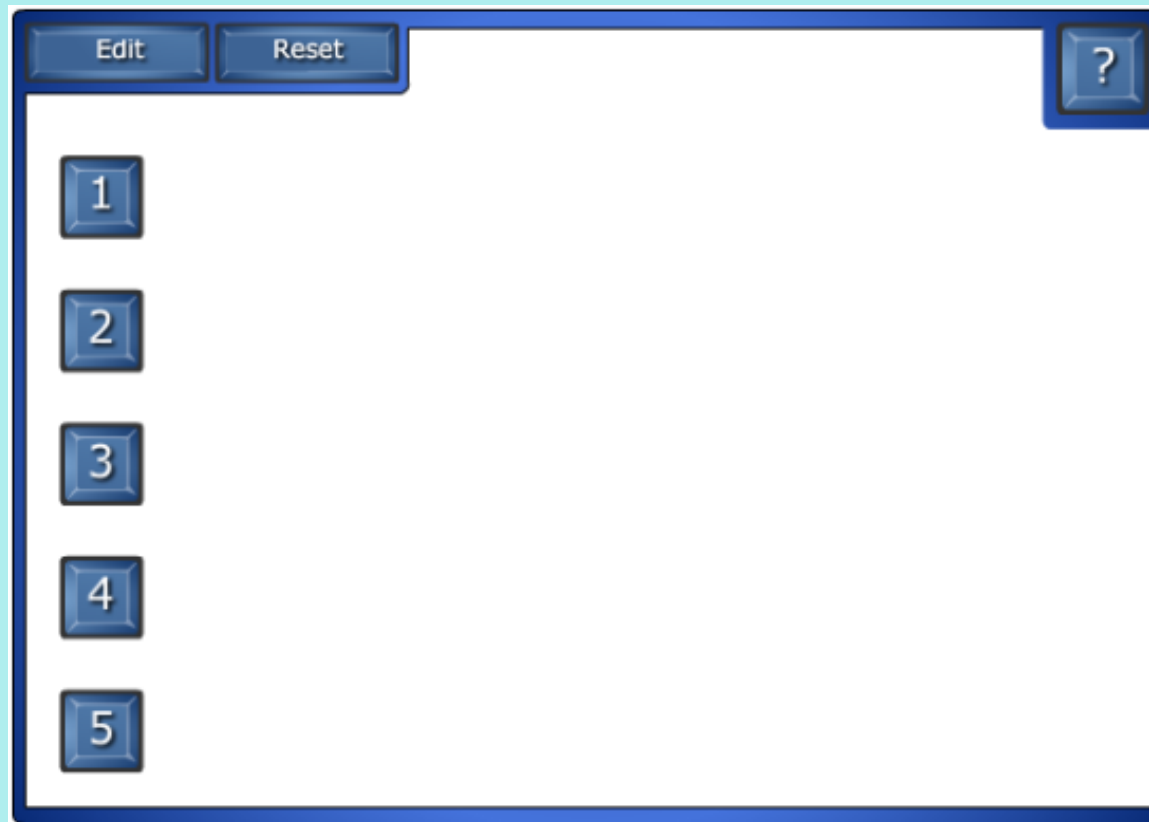
*Biography**Glossary**Copyright*

"Stopping by Woods on a Snowy Evening" from THE POETRY OF ROBERT FROST edited by Edward Connery Lathem. Copyright 1923, © 1969 by Henry Holt and Co., copyright 1951 by Robert Frost. Reprinted by permission of Henry Holt and Company, LLC. Intel® Performance Learning Solutions - All Rights Reserved











- How can I set up my projector and interactive whiteboard?














How do I set up my interactive whiteboard?



How can I use Interactive Tools to support and enhance my instruction?

Button	Command	Action
	Previous Page	Display the previous page in the current file.
	Next Page	Display the next page in the current file.
	Insert Blank Page	Insert a new, blank page in the current file.
	Open	Open a .notebook file.
	Save	Save the current file.
	Paste	Paste clipboard contents on the page.
	Undo	Reverse the effect of the last action.
	Redo	Reinstate the last action reversed with the Undo command.
	Delete	Delete all selected objects.
	Screen Shade	Add a Screen Shade to the current page.

	Full Screen	Display the current page in Full Screen view .
	Dual Page Display	Display two pages side by side.
	Screen Capture Toolbar	Open the Screen Capture toolbar .
	Activate SMART Document Camera	Insert an image from a SMART Document Camera .
	Insert Table	Insert a table on the current page.
	Select	Select objects on the current page.
	Pen	Draw a freehand object on the current page.
	Creative Pen	Draw a freehand object on the current page using a Creative Pen .
	Eraser	Erase objects on the current page.
	Line	Draw a straight line on the current page.
	Shape	Draw a shape on the current page.

Building A Six Slide Lesson

- Slide 1- Title Slide
- Slide 2- Pre- Assessment Slide
- Slide 3-Vocabulary Slide
- Slide 4-Multimedia, Interactive- Based Content
- Slide 5-Writing Journal
- Slide 6-Homework

Evaluation